

Short Course 2:

I want to know more about...plain, solid-colour floors












Introduction

A short course on applying plain, solid-colour floors using thin-film epoxy rollcoats. I give you all the info you'll need to make the right choices when it comes to product selection, and show you how to achieve both full-gloss and semi-gloss finishes.

Learning Objectives

- Understand solventless two-pack epoxies – typical properties, strengths and limitations (Epoxy Flooring Introduction).
- Become familiar with the key documents and considerations in product selection (Epoxy Flooring Introduction).
- Understand the keys to doing gloss and semi-gloss finishes with solventless two-pack epoxies (Thin-film Rollcoats).

Content

1. Epoxy School Introduction to Solventless Epoxies 
2. Floortick What You Should Know About Resin Flooring 
3. Epoxy School Mechanisms of Adhesion 
4. Epoxy School Sourcing Resins – Technical Data Sheets 
5. Epoxy School Sourcing Resins – Safety Data Sheets 
6. Epoxy School Sourcing Resins – Other Considerations 
7. Epoxy School How to Choose a Basecoat 
8. Epoxy School How to Choose a Topcoat 
9. Epoxy School Sourcing Pigments 
10. Epoxy School Solid-colour Gloss 
11. Epoxy School Solid-colour Semi-gloss 

Not Covered/Recommended Additional Learning

N/A

Theoretical Assessment

13 Multi-choice questions on Epoxy Flooring Introduction.
2 Multi-choice questions on Thin-film Rollcoats.

Practical Assessment

Not included.